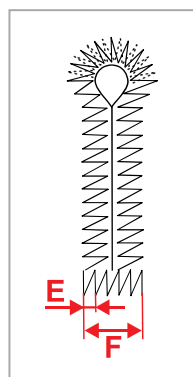
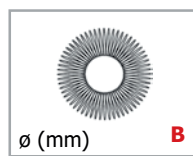


Flybar



Crossbar



Round eyelet

Ø (mm)

Technical Specifications			
	100	101	105
Stitch Type	401 Single Needle double chainstitch with or without Gimp		
Sewing Speed	1,750 spm	1,600 spm	1,800 spm
Buttonhole Length	10 to 32 mm**	13 to 32 mm**	12 to 38 mm
Eye Shape (X;Y) mm	No Eye; 2.5 x 4.0 CA 3.0 x 5.0 CB RDE models only 2.0 to 7.0 mm	No Eye; 2.7 x 4.3	No Eye; 2.8 x 4.2; 3.4 x 4.2
Stitch Density	6 to 16 s/cm	3 to 16 s/cm	6 to 16 s/cm
Stitch Bite	2.0 to 2.6 mm 2.7 to 3.3 mm 3.4 to 4.0 mm	2 to 4 mm	1.8 to 3 mm
Crossbar Density	8 to 16 s/cm	N/A	
Crossbar Length	4 to 8 mm	N/A	
Flybar Length	3 to 7 mm	4 to 8 mm	3 to 12 mm
Number of Stitches in the Eye	4 to 8	4 to 12	4 to 12
Cutting Space	- 0.5 to 0.7 mm	± 0.5 mm	
Buttonhole Cutting	cut before (CB), cut after (CA), no cut		
Automatic Thread Trimming	top thread		
Electrical Supply	230V, 50/60Hz, 3Ph 400V, 50/60Hz, 3Ph 230V, 50/60Hz, 1Ph 110V, 60Hz, 1Ph		230V, 50/60 Hz 1phase
Compressed Air	Not required		
Dimensions (crated)			
Sewing Head			
Length	70 cm	70 cm	79 cm
Width	55 cm	55 cm	64 cm
Height	75 cm	75 cm	80 cm
Weight	86 kg	74 kg	89 kg
Table			
Length	114 cm	114 cm	114 cm
Width	68 cm	68 cm	68 cm
Height	40 cm	40 cm	40 cm
Weight	75 kg	80 kg	69 kg
Overall Dimmensions	110 x 60 cm		
Floor Plan	70 cm adjustable to 90 cm		
Table Height	70 cm adjustable to 90 cm		

Accuracy of illustration and description of equipment shown herein apply to products as manufactured at time of publication.

** for open end buttonholes the buttonhole length is up to 38 mm



Distributor

AMF REECE
Better Ideas, Better Made

World Headquarters AMF Reece CR, s.r.o.
Tovární 837/9c
798 11 Prostějov
Czech Republic
Phone: +420 582 309 275
Fax: +420 582 360 608
E-mail: marketing@amfreece.com

Website: www.amfreece.com

Mechanical Eyelet Buttonhole Machines

S-100 S-101 S-105



AMF REECE
Better Ideas, Better Made

AMF is a trademark of AMF Group, Inc.

S-100



Economy model that includes many features associated with higher priced models.

Semi-Automatic Lubrication System uses drip oil wicks to carry oil to the critical parts of the machine and eliminates periodic oiling downtime, reduces maintenance expenses and prolongs the machine life. An oil level indicator shows the operator or mechanic when the machine is low on oil, protecting the machine from severe damage that can be caused by running a machine without the minimum required oil.

Revolutionary Stop Motion contributes to improve product quality by virtually eliminating sewing defects such as „double stops“. The roller activation ensures one full revolution to absorb the momentum every time, prolonging the life of the machine and increasing reliability.

Selection of Buttonhole Cutting (cut before, cut after or no cut) is simply and quickly done by using two levers.

Pattern Cam Replacement allows rapid change of buttonhole style. Buttonhole length, eye/ no eye buttonhole and type of buttonhole finishing can be changed by selecting one of the cams that are supplied with the machine depending on the machine modification.

S-100	030	031	032	052	053	060
Buttonhole Types	1 2 3 4	4	1 2 4	9	9	1 2 3 4 5 6
Sewing Cam	17	3	3	1	1	16
Cutting knife (mm)	CA 2,5x4x38* CB 3x5x38 0x0x38	CA 2,5x4x38*	CA 2,5x4x38* CB 3x5x38	ø 2* ø 2.5 ø 3 ø 3.5 ø 4	ø 3,5* ø 4 ø 5 ø 6 ø 7	CA 2,5x4x38* CB 3x5x38 0x0x38
Cutting Block (mm)	10, 13, 16, 19*, 22, 26, 29, 32, 35, 38	16, 19*, 22	19*, 22, 26	ø 5*	ø 5* ø 7	10, 13, 16, 19*, 22, 26, 29, 32, 35, 38
Extra Looper Set	yes	-	-	yes	yes	yes
Standard Application	tailored clothing, outwear jeans wear work wear	jeans wear	tailored clothing, outwear	hats, caps, cloth belts, ventilation holes etc.		tailored clothing outwear jeans wear work wear

* fitted in the machine

S-101



The workhorse of the industry with special models capable of sewing buttonholes that give the appearance of a hand sewn buttonhole. This type of buttonhole is used in the production of extra fine quality tailored garments, such as men's suits and jackets.

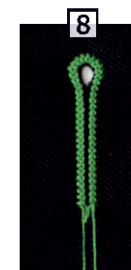
Stationary Bed Plate allows the work to remain stationary while the head travels around the buttonhole. This guarantees that the garment does not move during the sewing cycle.

Simple Buttonhole Adjustment such as buttonhole type, eye shape and cutting selection (cut before, cut after) can be easily adjusted by simple usage of levers and knobs.

The only Hand Hole Machine in the World that is capable of sewing an imitation hand stitch buttonhole, with a top gimp attachment. The hand hole is, without a doubt, the best buttonhole you will see anywhere and it gives the appearance of a hand sewn buttonhole.

S-101	007	014	030	030W
Buttonhole Types	7 8	7 8	1 2 3 4	4
Hand Sewn Appearance	yes	yes	no	no
Cutting	CB	CA	CB/CA	CB/CA
Cutting knife (mm)	3.7x4.3x38* 0x0x38	2.7x4.0x38* 0x0x38	2.7x4.3x32* 0x0x32	2.7x4.3x32*
Cutting Block (mm)	eye 28*, 25 no eye 25	eye 28*, 25 no eye 25	eye 13, 19, 26, 32* no eye 32	eye 19* no eye 16, 22
Standard Application	high quality tailored clothing with hand finished look		tailored clothing, outwear jeans wear work wear	jeans wear

* fitted in the machine



S-105



The latest version of mechanical eyelet buttonhole machine combining proven sewing functions of earlier models with new improved mechanisms. The result is an optimization of sewing quality, speed, reliability, ergonomics and noise level.

Semi-Automatic Lubrication System uses drip oil wicks to carry oil to the critical parts of the machine and eliminates periodic oiling downtime, reduces maintenance expenses and prolongs the machine life.

Revolutionary Stop Motion contributes to improve product quality by virtually eliminating sewing defects such as „double stops“. The roller activation ensures one full revolution to absorb the momentum every time, prolonging the life of the machine and increasing reliability.

Submerged Sewing Head allows the operator to handle the garment more ergonomically and helps to reduce the noise level.

Simple Buttonhole Adjustments such as buttonhole type, cutting selection (cut before, cut after) and eye shape (eye, no eye) are easily adjusted by simple usage of levers and knobs.

Aluminium Bedplate reduces the stress and inertia on moving parts to increase the machine lifetime and reduce maintenance.

New surface treatment has been implemented on all parts in the clamping area of the machine.

S-105	030	031
Buttonhole Types	1 2 3 4	1 2 3 4
Cutting knife (mm)	2.8x4.2x38* 0x0x38	3.4x4.2x38* 0x0x38
Cutting Block (mm)	16, 18*, 22, 24, 26	
Application	tailored clothing, outwear jeans wear work wear	

* fitted in the machine

