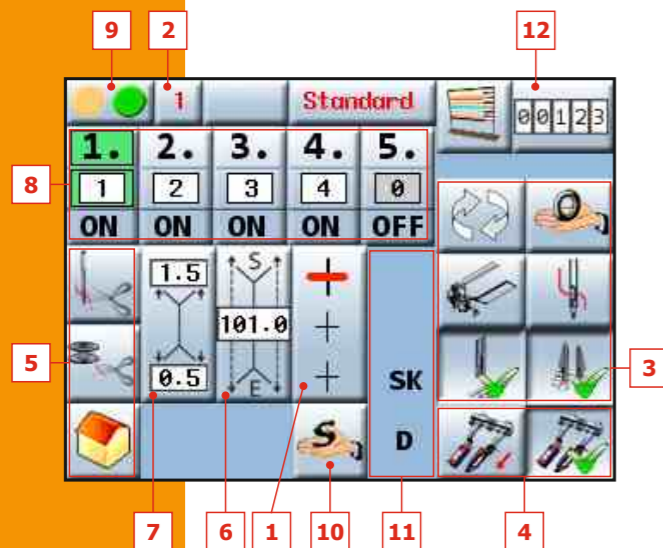





Touch Screen Display

All pocketwelding machines are equipped with 5,6" full-color touch screen display that provides the operator with a user friendly working environment and with icons for every operation required to sew the perfect pocketwelt. It is possible to program 198 standard or 396 AP different pocket styles with individual sewing functions and parameters assigned.



1. Sewing Position Selection
2. Pocketwelt Program Selection
3. Optional Adjustments and Functions
4. Carriage Position Selection
5. Function Button for Thread Trimmer, Base Position
6. Pocketwelt Adjustments
7. Tab Knife Adjustments
8. Cycle Mode (Pocketwelt ON/OFF)
9. Machine Status
10. Service Menu
11. Accessories Info
12. Counter

Applications



Technical Specifications Lockwelt Series

| | LW 7001 | LW 7001 AP |
|--------------------------------|---|--|
| Sewing Head | Twin Needle Single Needle Bar | Twin Needle Split Needle Bar |
| Stitch Type | 301 Lockstitch | |
| Sewing Speed | 1000-3,000 spm | |
| Needle Bite Size | 12 mm standard 6.35 to 28 mm optional | 12 mm standard 10 to 20 mm optional |
| Welt Length | 20 - 200 mm | |
| Stitch Density | Start and Finish 2,5-20, Center 1,5-5 stitches per cm | |
| Start and End Speed | Programmable | |
| Back Tacking | Programmable 3 - 15 mm | |
| Control System | PLC controller with Touch Screen interface | |
| Memory | 198 | 396 |
| Cycle Sewing | Up to 10 Pocket Styles | |
| Welt Styles | Single, Double, Offset with or without flap | |
| Flap Sewing | Photocell for flap length sensing both the start and end of flap: right, left or alternating combinations selectable from control panel: independent left right clamping. | |
| Sewing System | EFKA Motor Controlled | |
| Carriage Drive | AC Servo Motor | |
| Tab Knives Drive | Stationary Tab Knives System (Step Motor Optional) | |
| Folding Station | Swing out System | |
| Quick Change Kit | Standard | |
| Bobbin Thread Indicator | Standard | |
| Needle Thread Monitor | Standard | |
| Thread Trimming | Pneumatic | |
| Laser Marking Lamps | 4 Standard | |
| Cycle Counter | Standard | |
| Diagnostics | Standard | |
| Operator Position | Sitting | |
| Electrical Requirements | 230 V 1 Phase 50/60 Hz | |
| Crated Dimensions | 1350 mm (L) x 1005 mm (W) x 1500 mm (H); Table working height 850 mm | |
| Weight | 225 kg | |
| Applications | Formal, informal men's/ladies'/kid's wear (suits, trousers, jackets, coats, skirts, vests), leather jackets, sportswear, workwear, ladies' handbags' zip-ped pockets | |



AMF REECE
Better Ideas, Better Made

World Headquarters AMF Reece CR, s.r.o.
Tovární 837/9c
798 11 Prostějov
Czech Republic
Phone: +420 582 309 275
Fax: +420 582 360 608
E-mail: marketing@amfreece.com

Distributor

AMF REECE
Better Ideas, Better Made

Website: www.amfreece.com

AMF is a trademark of AMF Group, Inc.

Our LW-7001 pocketwelding series can be used for all types of welted pockets and is ideal for all segments of the apparel industry. Available models and a range of optional accessories make the machine capable for use on a wide variety of applications. LW-7001 is capable of sewing at high speeds of up to 3,000 spm.



LW 7001

Lockwelt Series Advanced Pocketwelding Machine



Common Features

Stationary Tab Knives combined with the step motor controlled carriage movement ensures high quality corner cutting on all kinds of fabric. (Please see optional mechanisms)

Servo motor controlled carriage movement ensures very accurate feeding of fabric for cutting operations.

Automatic Flap Sewing, on left or right welts, is possible with the help of a photocell system fitted as standard on the machine. Independent clamping can be activated if the operator prefers to spread the fabric before sewing operation.

Centre Knife is controlled by an independent DC motor that is fixed on the machine sewing head.

Clamp Feet position (lateral distance, in or out) and clamp feet pressure can be simply adjusted especially when sewing on difficult materials.

Cycle Sewing allows the sewing of different types of welts in alternating combinations. Up to 10 pocket styles can be selected from the control panel for cycle sewing.

Quick Change Kit as a standard accessory allows the operator to sew either single or double welts by a simple change of the patch guide.

Single and Double Welt Folders are supplied as standard with the machine.

Top Thread Monitor (1) is fitted as standard and stops the machine when a thread break occurs.

Bobbin Winder is located on the sewing head minimizing down time when changing bobbins.

Laser Lights (2) are supplied as standard (4 sets) for easy placement of the fabric panel. These eliminate the need for manual marking on both trouser and jacket welting operations.

Twelve Bites Sizes are available as options from 6.35 mm; 8-28 mm in 2 mm increments (the bite size must be specified at time of order).

Swing out Folding Station (3) can be opened for easy access in case of re-threading and bobbin changes. Tilt Back Sewing Head allows easy maintenance.

Optional Accessories

Auto Tape Feeder (4) is available for automatic loading and cutting of interfacing.

A Vacuum System (5) is recommended to be used for sewing welts into the back panels of trousers which have a dart seam. The system can be used with its own independent vacuum motor or hooked up to the existing plant vacuum system.

Dart Stretcher is used for eliminating fabric fullness before clamping and sewing.

Universal and Trouser Stackers (6) are available to remove the panels from the machine to increase productivity.

Work Remover should be used for shorter panels.

Sandwich Clamp Kit is recommended for lightweight fabrics not to slip during sewing cycle. This device uses clamp arms lower support plate that is attached to the carriage. The support plate travels back and forth with the carriage, aiding in the transport of material and preventing puckering during the sew cycle.

Zipper Attachment (7) allows two sides of the endless plastic zipper to be inserted automatically from a roll above the machine into the welt during the sewing cycle. At the end of the sewing cycle, the zipper is cut (8) to the exact length. Only plastic zippers can be used. Bite size standard is 12-18 mm.

Needle-Feed Mechanism ensures that the material moves while the needle is in the material. This is especially advantageous when sewing on difficult materials such as slippery, thin, elastic fabrics etc.

The LW-7000 machine can be equipped with **step motor controlled tab knife system** in combination with a step motor fabric feed as opposed to stationary tab knives and servo motor feed which is the standard version. The step motor control system is optional and needs to be specified when ordering the machine.

AP Models

The AP versions include all of the features of the standard machine plus the added capability of making true slanted welts. The two independently driven needle bars (9) can start and finish sewing offset by up to 5 mm (see below the diagram) thanks to use of a split needle sewing head. This allows the machine to sew either straight or angle welts with and without pocket flap insertion.

The AP model uses 3 sets of tab knives (10) providing accurate corner cutting in all applications. The machine can automatically alternate between left and right side pockets or sew all the welts both inside and outside of a garment in sequence.

