

PRODUCT
BROCHURE

2021



Computerized Double Needle Lockstitch Machine



JK-58450J

JK-58450J

Computerized Double Needle Lockstitch Machine
Auto Cornering Large operating space



1 Electronic Thread Tension

2 Auto Cornering

3 Needle Gage

4 Voice Guide

5 Reset

6 USB




2 Auto Corner Sewing (optional)

Split needle bar, positioning accurately, easy to operate.




3 Voice Guide, Factory Reset

Each button has voice reminder, each operation has voice guide. One key can back to factory reset.



4 Built-in Presser Foot Lifter

Easy to operate, save man-power, more stable



5 One Shaft Driving

Reducing the torque, running stably and fast.


Advantage



Cutting For Thick And Thin Thread

1 Straight Knife

For different thickness of thread



Straight Knife

Specification

Model	Needle	Stitch Length (mm)	Needle Gauge (mm)	Presser Foot Lifting Height (mm)	Max. Speed (s.p.m)	Application	Function	Auto Corner Sewing	Large Hook	Volume (mm)	Weight (kg)
JK-58420-003/JK-58420-005	DP×5 11-16#/14-22#	4/5	6.4	7-13	3000	Light/Heavy Duty	Straight Stitch			725×320×675	43/53.5
JK-58450-003/JK-58450-005	DP×5 11-16#/14-22#	5	6.4	7-13	3000	Light/Heavy Duty	Corner Stitch			725×320×675	43/53.5
JK-58720-003/JK-58720-005	DP×5 11-16#/14-22#	7	6.4	7-13	3000	Light/Heavy Duty	Straight Stitch		√	725×320×675	43/53.5
JK-58750-003/JK-58750-005	DP×5 11-16#/14-22#	7	6.4	7-13	3000	Light/Heavy Duty	Corner Stitch		√	725×320×675	43/53.5
JK-58420J-403E/JK-58420J-405E	DP×5 11-16#/14-22#	4/5	6.4	7-13	3000	Light/Heavy Duty	Straight Stitch			725×320×675	53/63
JK-58450J-403E/JK-58450J-405E	DP×5 11-16#/14-22#	5	6.4	7-13	3000	Light/Heavy Duty	Corner Stitch			725×320×675	53/63
JK-58450J-413E/JK-58450J-415E	DP×5 11-16#/14-22#	5	6.4	7-13	3000	Light/Heavy Duty	Corner Stitch	√		725×320×675	53/63
JK-58720J-403E/JK-58720J-405E	DP×5 11-16#/14-22#	7	6.4	7-13	3000	Light/Heavy Duty	Straight Stitch		√	725×320×675	53/63
JK-58750J-403E/JK-58750J-405E	DP×5 11-16#/14-22#	7	6.4	7-13	3000	Light/Heavy Duty	Corner Stitch		√	725×320×675	53/63
JK-58750J-413E/JK-58750J-415E	DP×5 11-16#/14-22#	7	6.4	7-13	3000	Light/Heavy Duty	Corner Stitch	√	√	725×320×675	53/63

Note: 1. E is computerized type: auto thread trimming, auto reverse, auto presser foot lift, auto thread wipping are equipped as standard.

Electronic thread tension is optional. Straight stitch: 103/105; Corner stitch 103 105 113 115.

2. Optional needle gauge: 1/8 (3.2), 3/16 (4.8), 1/4 (6.4), 5/16 (7.9), 3/8 (9.5), 7/16 (11.1), 1/2 (12.7), 5/8 (15.9), 7/8 (22.2), 1 (25.4).